

SECTION II: TESTS AND RESULTS



TEST #1

IFI-12 Mini Louver Barrier System with Barbed Wire | One-person climb-over utilizing a ladder
 Description: This test involved one person climbing over the 12' IFI-12 Mini Louver type fence with a ladder. Time began when the person started to move forward and stopped when the person touched the ground on the other side of the fence.


Results: Successful climb-over that took 18 seconds.
 Issue(s): Ladder was bulky and awkward to carry while running.



TEST #2

IFI-12 Mini Louver Barrier System with Razor Wire | One-person climb-over utilizing a ladder and bolt cutters
 Description: This test involved one person climbing over the 12' IFI-12 Mini Louver type fence with a ladder and bolt cutters to clear the mounted razor wire. Time began when the person started to move forward and stopped when the person touched the ground on the other side of the fence.

Results: Successful climb-over that took 57seconds.
 Issue(s): Razor wire provided significant increase in breach time.



TEST #3

IFI-12 Mini Louver Barrier System with Barbed Wire | Two-person, one-person climb utilizing a pickup truck and ladder

Description: This was a two-person test utilizing a pick-up truck; one person climbed on the truck with a ladder in order to climb over the 12' IFI-12 Mini Louver type fence while the other person drove the truck. The truck was driven into place and within camera view simulating several sites that allow vehicles to park next to the site fence. Time began when one person started to move forward and stopped when one person touched the ground on the other side of the fence.

Results: It took the truck 3 seconds to move into place then another 13 seconds for one person to climb over and touch the ground.

Issue(s): None noted.




TEST #4

12' IFI-12 Mini Louver Barrier System Corner Test | Two-person attack with hand tools

Description: This was a two-person test; each taking turns with a sledge hammer and pry bar in order to defeat the corner of the barrier. Time began with first strike of hammer and ended after 15 minutes with both attackers unable to penetrate the fence.

Results: Team was not able to breach corner within 15 minute allotted time limit.

Issue(s): None noted





TEST #5

IFI-12 Mini Louver Barrier System | One-person attack with 36V battery operated grinder

Description: This test involved one person cutting through the face of the 12' IFI-12 Mini Louver fence with a battery powered grinder. A triangular shaped incision was made, and the wall of the fence was folded downward to create an opening. Time began when the person put the grinder to the fence and ended after said person breached through to the other side of the barrier.

Results: Successful penetration that took 7 minutes and 47 seconds.

Issue(s): None noted.




TEST #6

12' IFI-12 Mini Louver Barrier System | One-person cut-through with gas powered "Quickie" demolition saw

Description: This was a one-person test utilizing a gas powered demolition saw. One person used the saw to create a triangular cut large enough for a person to enter. The time was started when the saw was placed against the fence panel and stopped when one person successfully crawled through to the other side of the fence.

Results: Successful penetration and crawl-through that took 1 minute and 30 seconds.

Issue(s): None noted.



TEST #7

12' IFI-12 Mini Louver Barrier System | Two-person attack with hand tools

Description: This test involved two people attacking the side panel of the fence with hand tools, including a sledge hammer, pry bar, and bolt-cutters. Time started when the first strike against the fence was made and stopped when one person crawled through to the other side.

Results: Successful penetration that took 3 minutes and 17 seconds.

Issue(s): None noted.

